





## Robins' Topic Web - Term 4 2024

<p><b>Personal, social and emotional development</b></p> <p><b>Managing Self</b>  ...remember how we keep our bodies healthy  ...try new foods and saying how they taste and feel  ...say when we need to go to the toilet and going independently  ...try to put our own coats, waterproofs and shoes on</p> <p><b>Self-regulation</b>  ...think about how we can calm down when we feel different emotions  ...remember how to be friendly and that some actions and words can hurt others' feelings.</p> <p><b>Building relationships</b>  ...encourage each other to play with each other using social cues</p> <p><b>Jigsaw (PSHE- Personal, Social, Emotional, Economic programme) - Healthy Me</b>  Children will talk about which foods are healthy and why they are good for our bodies. We will remember how and why it is important that we wash our hands well and keep our bodies clean. We will also think about why it is important to get a good night sleep.</p>	 <p><b>Literacy</b>  <b>Talk for Writing: 'Nature Trail' by Benjamin Zephaniah</b>  <b>Comprehension</b>  ...enjoying World Book Day (week!) activities  ...finding out facts about each others' gardens and favourite outdoor spaces  Becoming aware of the structure of a story – what happens at the beginning, the middle and the end?  ...sharing stories with friends</p> <p><b>Writing</b>  ...copy individual letters or whole words such as our name</p> <p><b>Phonics</b>  ...enjoying lots of phonics games  ...continue to get really good at listening to sounds  ...listening to words broken down into sounds and putting them back together again!</p>
<p><b>Physical Development</b></p> <p><b>Gross Motor Skills</b>  ...engage in team games  ...learn short dance sequences  ...Saying when we need to go to the toilet and trying to go independently  ...Having a go at dressing ourselves – putting on our shoes, coats and waterproof trousers on  ...Can you be a Dipper and Flipper?  <a href="https://www.youtube.com/watch?v=NpCNf4oTxg4">https://www.youtube.com/watch?v=NpCNf4oTxg4</a> (a fun and engaging way of learning how to put your coat on!)</p> <p><b>Fine Motor Skills</b>  ...remembering and learning how to hold a pencil correctly and comfortably  ...explore which hand we are most comfortable mark making with  ...practising funky finger activities so our fingers become really nimble such as threading and weaving</p>	<p><b>Maths</b></p> <p><b>Number</b>  ...count and match numbers to amounts up to 5  ...understand composition - how numbers up to 5 are made up using our fingers ie 1 finger on this hand and 2 fingers on my other hand make 3 fingers altogether! WOW!  ...learn how to represent numbers in many ways: fingers, Numicon, Numberblocks, natural materials and more!</p> <p><b>Numerical Patterns</b>  ...copy and repeat patterns  ...make up our own patterns  ...look at different patterns in nature</p>
<p><b>Communication and Language</b></p> <p><b>Listening, Attention and Understanding</b>  ...practise focusing our attention –in order to be able to still listen or do, but can still move attention between tasks.  ...use longer sentences and a wider range of vocabulary  ...understand 'why' questions  ...learn sign language to help communicate with others</p> <p><b>Speaking</b>  ...sing lots of songs everywhere we go!  ...describe what we can see, hear and feel</p>	<p><b>Understanding the world</b></p> <p><b>Focus upon:</b>  <b>The Natural World</b>  ...use our senses to explore natural materials  ...find out information about different countries in the world and talk about differences between places  ...plant spring bulbs and learn how to look after living things</p>
<p><b>Expressive Arts and Design</b></p> <p><b>Creating with materials</b>  When being artistic, children will explore with colours and how they can be changed.  Using tools and equipment safely</p>	<p><b>Being Imaginative and Expressive</b>  Children will enjoy dressing up and role play  We will explore how our bodies move to different types of music</p>



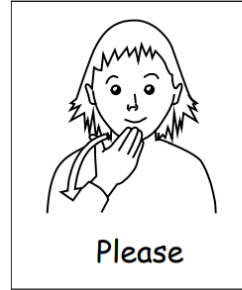
Please see below – the Robins are learning several Makaton signs in order to communicate with others who communicate in this way.



Wave once.



Wave.




Move hand down from mouth until palm up.



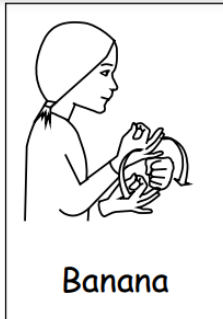
Move hand away from mouth, shorter movement.




Closed hands spring open.



Mime biting apple.



Mime peeling banana.



Mime milking cow.



Hand makes squeezing action at side of mouth.



Index and middle finger twist at side of mouth.



Make small circles with index finger.